

LCK 1014

Chemical Oxygen Demand (COD)

DOC312.53.94002

100–2000 mg/L O₂

LCK 1014

Scope and application: For wastewater and process analysis.



Test preparation

Test storage

Storage temperature: 15–25 °C (59–77 °F)

Note: For optimal stability until the expiration date, it is recommended the Cuvette Test is stored in a fridge.

Protect against light.

Before starting

In contrast to the classic COD Cuvette Test (COD classic), the HT-COD Test is characterized by a higher digestion temperature and shorter digestion time.

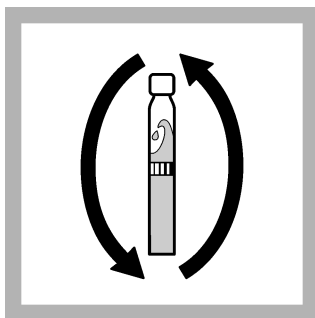
Users are advised to carry out a comparison with the COD classic, in order to be sure that the results obtained from their own samples when using the HT-COD are comparable to the standard.

Review safety information and expiration date on the package.


Review the Safety Data Sheets (MSDS/SDS) for the chemicals that are used. Use the recommended personal protective equipment.

Dispose of reacted solutions according to local, state and federal regulations. Refer to the Safety Data Sheets for disposal information for unused reagents. Refer to the environmental, health and safety staff for your facility and/or local regulatory agencies for further disposal information.


Procedure



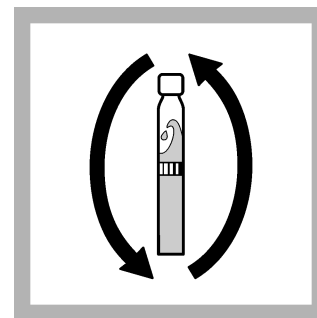
1. Invert a few times to bring the sediment into suspension.



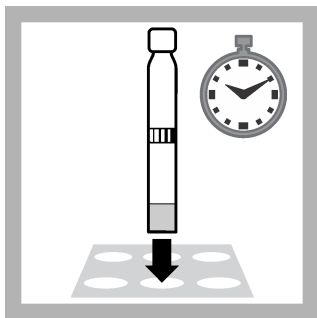
2. Carefully pipet 2.0 mL of sample.



3. Close the cuvette, thoroughly clean the outside of the cuvette.

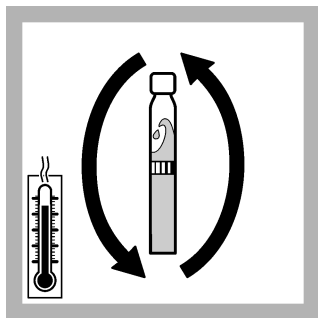


4. Invert.



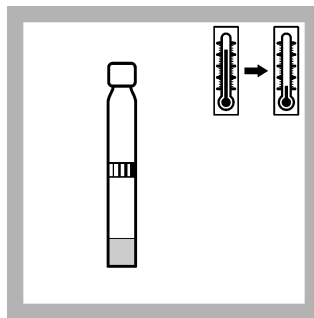
5. Heat in the thermostat.
COD classic: for 2 hours at 148 °C (298.4 °F).

HT 200 S: in the standard program HT for 15 minutes.



6. Remove the **hot** cuvette.
COD classic: Carefully invert **twice**.


HT 200 S: After the lock opens, carefully invert **twice**.



7. Allow to **cool** to room temperature.


COD classic: in a cooling rack.

HT 200 S: in the thermostat.



8. Thoroughly clean the outside of the cuvette and evaluate.

Note: The sediment must be **completely settled** before evaluation is carried out.



9. Insert the cuvette into the cell holder.

DR 1900: Go to

LCK/TNTplus methods.

Select the test, push **READ**.

Interferences

The method can be used for samples (or diluted samples) with chloride concentrations of up to 4000 mg/L.

The measurement results must be subjected to plausibility checks (dilute and/or spike the sample).

Summary of method

Oxidizable substances react with sulphuric acid and potassium dichromate solution in the presence of silver sulphate as a catalyst. Chloride is masked by mercury sulphate. The green coloration of Cr^{3+} is evaluated.



HACH LANGE GMBH
Willstätterstraße 11
D-40549 Düsseldorf

Tel. +49 (0) 2 11 52 88-0
Fax +49 (0) 2 11 52 88-143

info-de@hach.com
www.hach.com